




KCB

iBANK

Bulk Payments



Step 1.

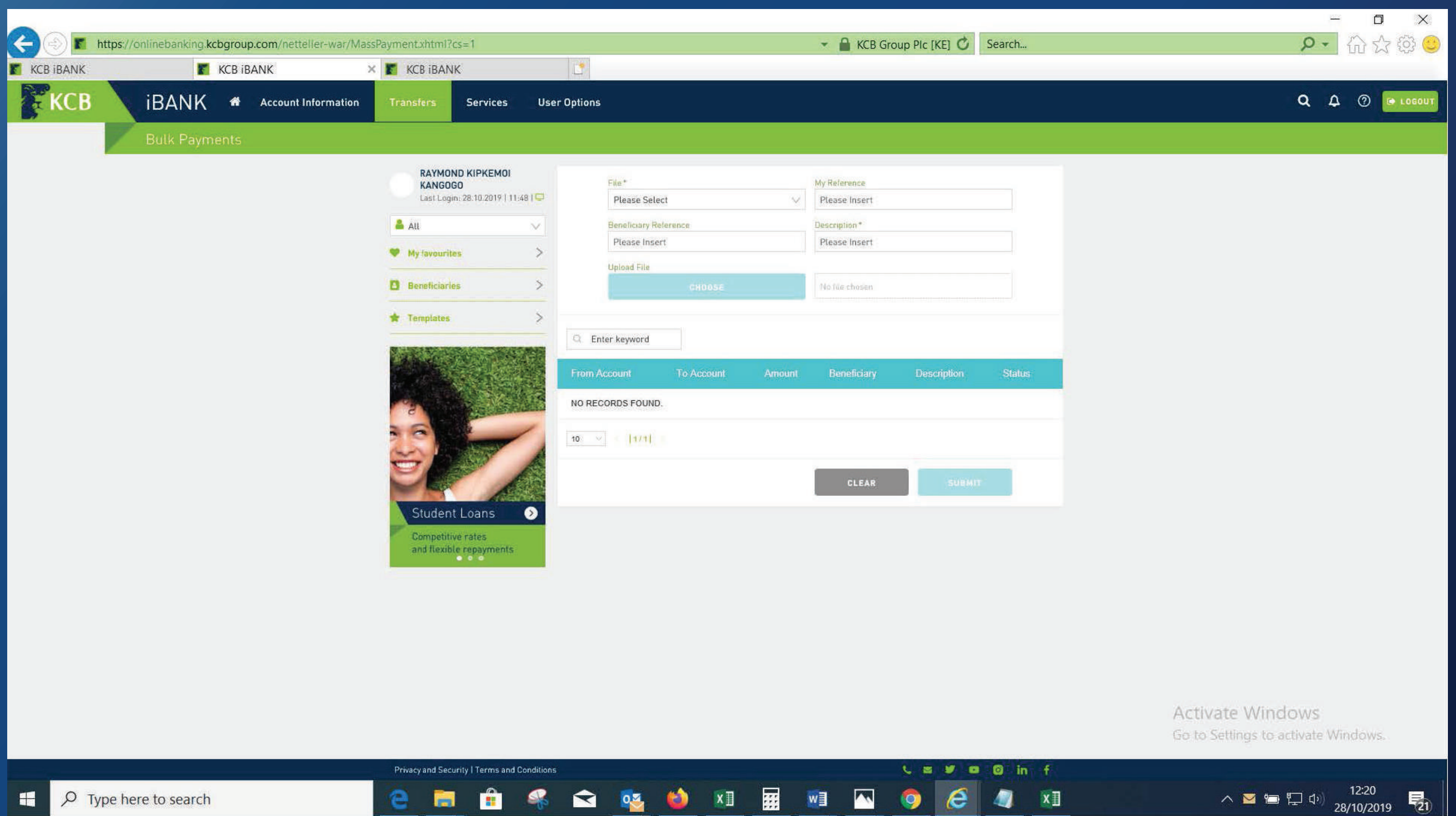
Select transfer menu and click on Bulk Payments.

The screenshot displays the KCB iBANK online banking interface. The user is logged in as RAYMOND KIPKEMOI KANGOGO, with a last login of 28/10/2019 at 10:41. The interface shows a navigation bar with 'Transfers' selected, and a dropdown menu open showing options like 'Funds Transfer', 'Make a Payment', and 'Manage'. The 'Bulk Payments' option is highlighted under 'Make a Payment'. Below the menu, there is a table showing account balances for SARIT DEPOSIT and MOI AVENUE DEPOSIT.

Account Name	Available Balance	Current Balance
SARIT DEPOSIT	KES 174.00	KES 174.00
MOI AVENUE DEPOSIT	KES 21,735.39	KES 21,735.39

Step 2.

Select file (KCB SALARY BENEFICIARY CHARGE), input my reference, beneficiary reference and description



The screenshot shows the KCB iBANK Bulk Payments interface. The user is logged in as RAYMOND KIPKEMOI KANGOGO, with a last login of 28.10.2019 at 11:48. The interface includes a sidebar with navigation options: All, My favourites, Beneficiaries, and Templates. The main content area displays a form for Bulk Payments with the following fields:

- File***: A dropdown menu with "Please Select" as the current selection.
- My Reference**: A text input field with "Please Insert" as the placeholder.
- Beneficiary Reference**: A text input field with "Please Insert" as the placeholder.
- Description***: A text input field with "Please Insert" as the placeholder.
- Upload File**: A button labeled "CHOOSE" next to a text input field showing "No file chosen".

Below the form, there is a search bar labeled "Enter keyword". A table with the following columns is displayed: From Account, To Account, Amount, Beneficiary, Description, and Status. The table currently shows "NO RECORDS FOUND." and a pagination control indicating 10 records per page and 1/1 pages. At the bottom of the form, there are "CLEAR" and "SUBMIT" buttons.

The Windows taskbar at the bottom shows the date and time as 12:20 on 28/10/2019, along with various application icons and a system tray area.

Step 3.

Upload the file to be processed by clicking CHOOSE.

Note the file columns should be as shown below and saved as Text (Tab delimited) format

raymond [Compatibility Mode] - Excel (Product Activation Failed)

FileHomeInsertPage LayoutFormulasDataReviewViewTell me what you want to do...

CutCopyFormat PainterClipboard

Calibri11A⁺A⁻B**I**UA⁺

Wrap TextMerge & Center

General%.00

Conditional FormattingFormat as Table

NormalBadGoodNeutralCalculationCheck Cell

InsertDeleteFormatCells

AutoSumFillClearSort & FilterFind & Select

Kangogo, RaymondShare

C11

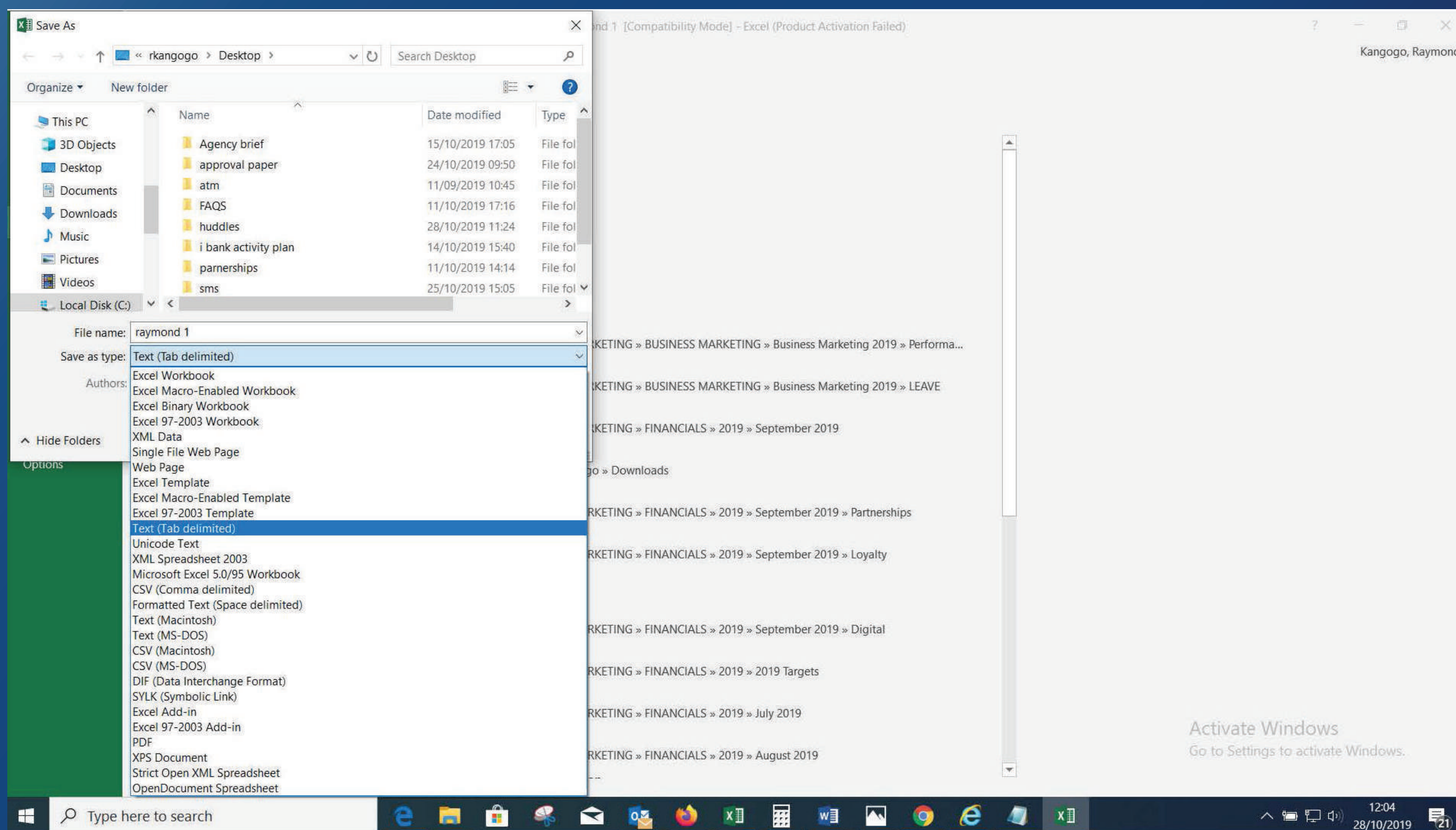
	A	B	C	D	E	F	G	H	I
1	KCB SALARIES TEMPLATE								
2	Debit/From Account	Your Branch BIC/SORT Code	Beneficiary Name	Bank	Branch	BIC/SORT Code (Mpesa 99999)	Account No./ Phone Number	Net Pay/Amount	
3	1111533539	01100	raymond kangogo	KCB	SARIT	01141	1105843521	1,000.00	
4	TOTAL							1,000.00	
5									
6									
7									
8									
9									
10									
11									
12									
13									
14									
15									
16									
17									
18									
19									
20									
21									
22									
23									
24									
25									
26									
27									
28									
29									

KCB SALARY TEMPLATE

Ready

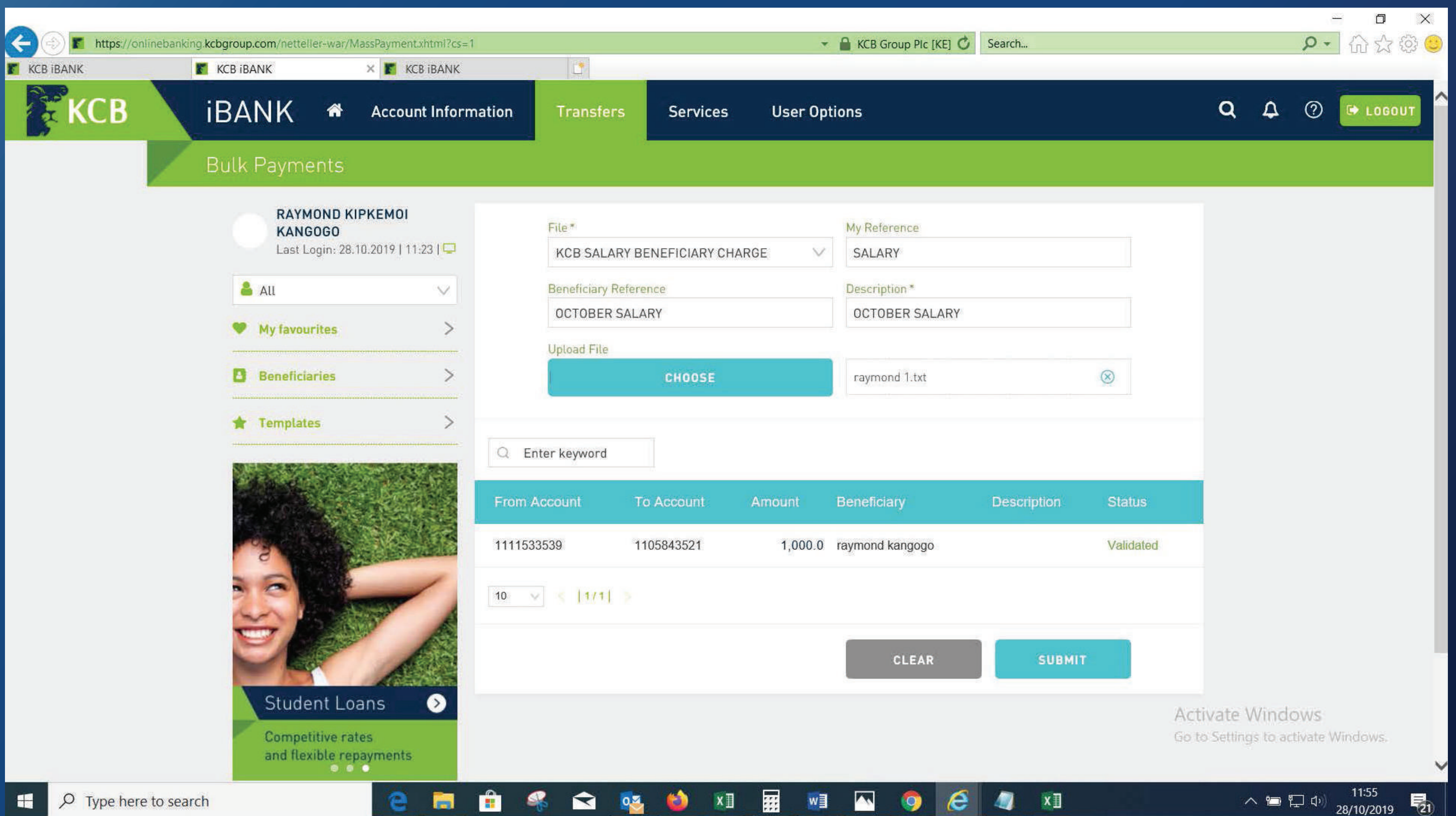
Type here to search

11:40
28/10/2019



Step 4.

Click on submit once the file is uploaded.



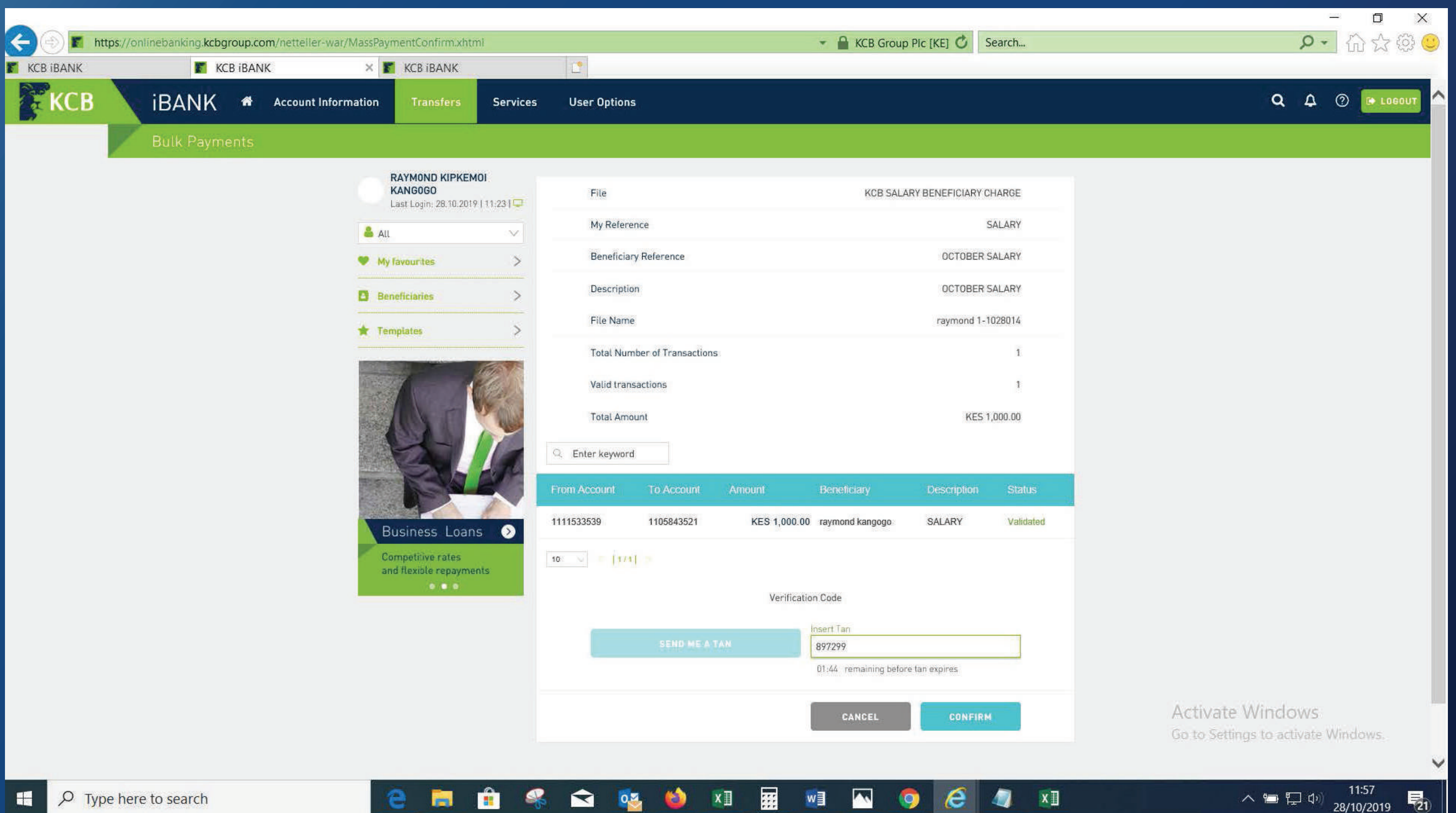
The screenshot shows the KCB iBANK Bulk Payments interface. The user is logged in as RAYMOND KIPKEMOI KANGOGO, with a last login of 28.10.2019 at 11:23. The interface includes a sidebar with navigation options: All, My favourites, Beneficiaries, and Templates. The main area displays the Bulk Payments form, which includes fields for File (KCB SALARY BENEFICIARY CHARGE), My Reference (SALARY), Beneficiary Reference (OCTOBER SALARY), and Description (OCTOBER SALARY). The Upload File section shows a file named 'raymond 1.txt' with a 'CHOOSE' button. Below the form is a table with columns: From Account, To Account, Amount, Beneficiary, Description, and Status. The table contains one row with the following data:

From Account	To Account	Amount	Beneficiary	Description	Status
1111533539	1105843521	1,000.0	raymond kangogo		Validated

At the bottom of the table, there is a '10' dropdown and a '1/1' indicator. The interface also includes a 'CLEAR' button and a 'SUBMIT' button. A 'Student Loans' banner is visible on the left side of the main area. The Windows taskbar at the bottom shows the time as 11:55 on 28/10/2019.

Step 5.

Confirm the transaction details and request for a tan by clicking SEND ME A TAN



The screenshot shows the KCB iBANK Bulk Payments confirmation screen. The user is RAYMOND KIPKEMOI KANGOGO, with a last login of 28.10.2019 at 11:23. The screen displays transaction details for a salary payment.

File	KCB SALARY BENEFICIARY CHARGE
My Reference	SALARY
Beneficiary Reference	OCTOBER SALARY
Description	OCTOBER SALARY
File Name	raymond 1-1028014
Total Number of Transactions	1
Valid transactions	1
Total Amount	KES 1,000.00

Below the transaction details, there is a table showing the payment details:

From Account	To Account	Amount	Beneficiary	Description	Status
1111533539	1105843521	KES 1,000.00	raymond kangogo	SALARY	Validated

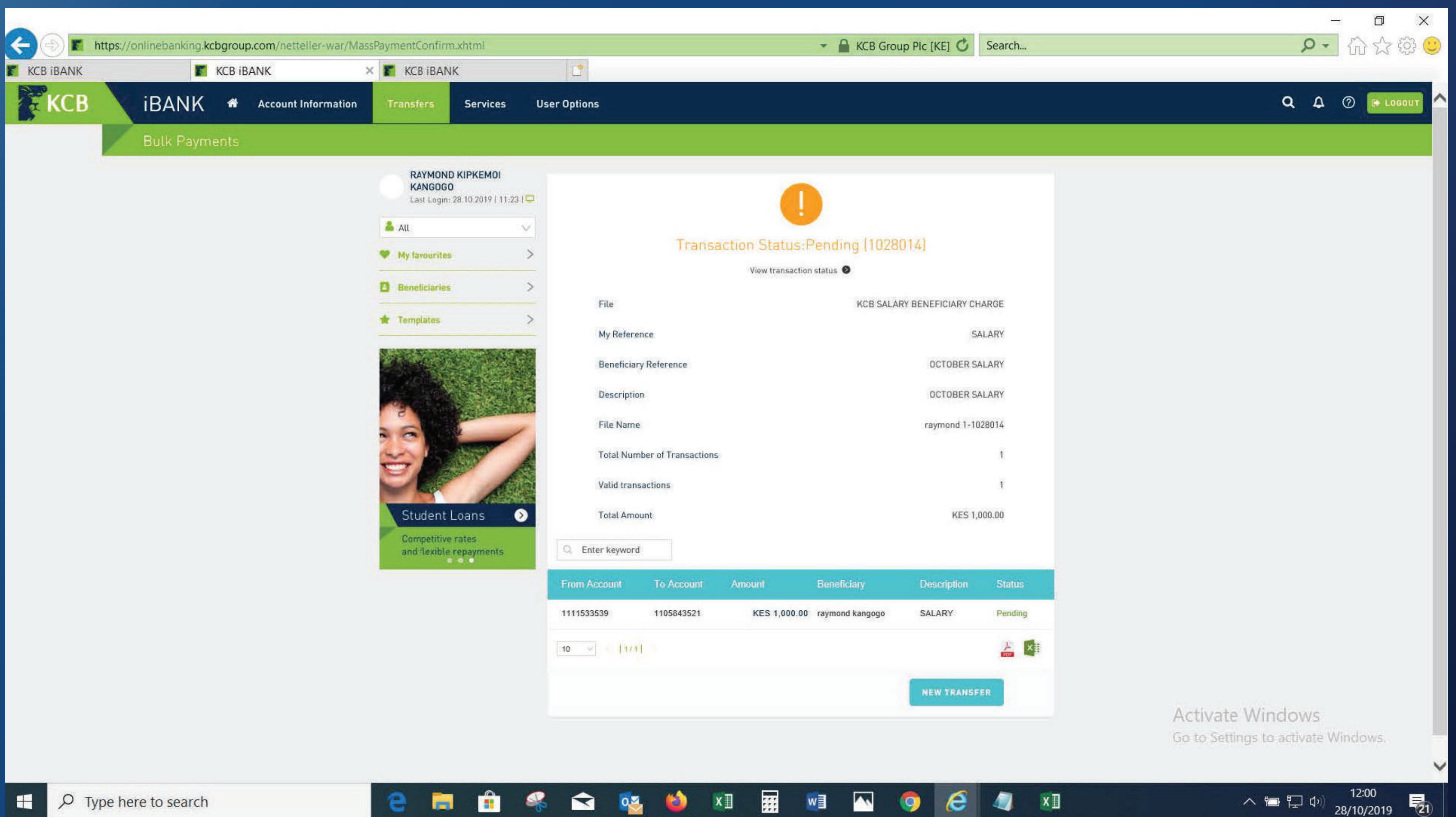
The screen also includes a "Verification Code" section with a "SEND ME A TAN" button and a text input field for the TAN. The TAN entered is 897299. A timer shows 01:44 remaining before the TAN expires. There are "CANCEL" and "CONFIRM" buttons at the bottom.

Step 6.

Input the tan and click on confirm

Step 7.

The transaction is now complete



The screenshot shows the KCB iBANK Bulk Payments interface. The user is RAYMOND KIPKEMOI KANGOGO, with a last login of 28.10.2019 at 11:23. The page displays a transaction status of 'Pending [1028014]' for a salary payment. The transaction details are as follows:

File	KCB SALARY BENEFICIARY CHARGE
My Reference	SALARY
Beneficiary Reference	OCTOBER SALARY
Description	OCTOBER SALARY
File Name	raymond 1-1028014
Total Number of Transactions	1
Valid transactions	1
Total Amount	KES 1,000.00

Below the transaction details, there is a table showing the transaction record:

From Account	To Account	Amount	Beneficiary	Description	Status
1111533539	1105843521	KES 1,000.00	raymond kangogo	SALARY	Pending

The page also includes a 'NEW TRANSFER' button and a search bar. The Windows taskbar at the bottom shows the time as 12:00 on 28/10/2019.



KCB

iBANK

THANK YOU